

Kalpataru Engineering Ltd.

18, Rabindra Sarani Poddar Court, Gate No. 4, 4th Floor, Room No. 4 Kolkata-700001

CIN No. L27104WB1980PLC033133; Website: www.kalpataruengineering.co.in

Email ID: kalpataruenggltd@gmail.com; Phone: (033) 4001-9900

Date: 1st November, 2021

To,
The Calcutta Stock Exchange Limited
7, Lyons Range,
Kolkata- 700 001

Subject: Unaudited Financial Results for the quarter and half year ended 30th September, 2021

Ref.: Script Code: 021104

Dear Sir,

This is to inform you that Pursuant to Regulation 33 of SEBI (Listing Obligation & Disclosure Requirement) Regulation 2015, the Board of Directors of the company at their meeting held on 1st November, 2021, have approved the Unaudited Financial Results of the company for the quarter and half year ended 30th September, 2021.

Limited Review Report in the prescribed format issued by the Statutory Auditor of the Company also attached herewith.


Kindly note that the meeting of the Board of Directors commenced at 11:45A.M and concluded at 1:00 P.M. Please take the same on your record and acknowledge the receipt of the same.

Thanking You.

Yours Faithfully,

For Kalpataru Engineering Limited

Sandeep Verma



Sandeep Verma
Company Secretary
M. No. 046612

Kalpataru Engineering Ltd.

18, Rabindra Sarani Poddar Court, Gate No. 4, 4th Floor, Room No. 4 Kolkata-700001


CIN: L27104WB1980PLC033133; Website: www.kalpataruengineering.co.in

Email ID: kalpataruenggltd@gmail.com; Phone: (033) 4001-9900

Statement of Unaudited Financial Result for the half year ended 30th Sep, 2020

(Rupees in Lakh except EPS)

	Particulars	Quarter ended			Half year ended		Year ended
		30/09/2021	30/06/2021	30/09/2020	30/09/2021	30/09/2020	31/03/2021
		Unaudited	Unaudited	Unaudited	Unaudited	Unaudited	Audited
I	Revenue From Operations	6.34	21.260	0.20	27.60	4.17	105.45
II	Other Income	0.42	0.000	0.00	0.42	0.00	56.81
III	Total Income (I+II)	6.76	21.260	0.20	28.02	4.17	162.26
IV	EXPENSES						
	Cost of materials consumed						0.00
	Purchases of Stock-in-Trade	5.09	17.060	-3.21	22.15	0.00	141.31
	Changes in inventories of finished goods, Stock-in-Trade and work-in-progress	0.00	0.000	0.00	0.00	0.00	0.00
	Employee benefits expense		1.466	0.36	1.47	1.83	12.49
	Depreciation and amortization expense	0.00	0.000	0.00	0.00	0.00	0.00
	Finance costs	0.000	0.000	0.00	0.00	0.00	0.00
	Other expenses	0.99	1.862	3.01	2.85	3.32	7.18
	Total expenses (IV)	6.08	20.388	0.15	26.47	5.15	160.98
V	Profit/(loss) before exceptional items and tax (I- IV)	0.68	0.872	0.05	1.55	-0.98	1.28
VI	Exceptional Items	-	-	-	-	-	-
VII	Profit/(loss) before tax (V-VI)	0.68	0.872	0.05	1.55	-0.98	1.28
VIII	Tax expense:						
	(1) Current tax	0.18	0.226	0.00	0.41	0.02	0.33
	(2) Deferred tax	0.00	0.000	0.00	0.00	0.00	0.00
IX	Profit (Loss) for the period from continuing operations (VII-VIII)	0.50	0.646	0.05	1.15	-1.00	0.95
X	Profit/(loss) from discontinued operations						
XI	Tax expense of discontinued operations						
XII	Profit/(loss) from Discontinued operations (after tax) (X-XI)	0.50	0.65	0.05	1.15	-1.00	0.95
XIII	Profit/(loss) for the period (IX+XII)	0.50	0.65	0.05	1.15	-1.00	0.95
XIV	Other Comprehensive Income						
	A (i) Items that will not be reclassified to profit or loss	-	-	-	-	-	-
	(ii) Income tax relating to items that will not be reclassified to profit or loss	-	-	-	-	-	-
	B (i) Items that will be reclassified to profit or loss	-	-	-	-	-	-
	(ii) Income tax relating to items that will be reclassified to profit or loss	-	-	-	-	-	-
XV	Total Comprehensive Income for the period (XIII+XIV)(Comprising Profit (Loss) and Other Comprehensive Income for the period)	0.50	0.646	0.05	1.15	-1.00	0.95
XVI	Earnings per equity share (for continuing operation):						
	(1) Basic	0.003	0.004	0.00	0.01	-0.01	0.005
	(2) Diluted	0.003	0.004	0.00	0.01	-0.01	0.005
XVII	Earnings per equity share (for discontinued operation):						
	(1) Basic	0.00	0.000	0.00	0.00	0.00	0.00
	(2) Diluted	0.00	0.000	0.00	0.00	0.00	0.00
XVIII	Earnings per equity share (for discontinued & continuing operations)						
	(1) Basic	0.00	0.00	0.00	0.00	0.00	0.00
	(2) Diluted	0.00	0.00	0.00	-	-	0.00




Note:	
1	The above unaudited financial results were reviewed by Audit Committee and approved by the Board of Directors in their meeting held on 01st November, 2021
2	The previous period figures have been regrouped wherever necessary.
3	The Statutory auditors of the Company have carried out a "Auditor Report" of the above results as per Regulation 33 of the SEBI (Listing Obligation and Disclosure Requirement) Regulations, 2015.
4	The Company has adopted Indian Accounting standards (Ind AS) with effect from 01 st April, 2017 and accordingly, the above results have been prepared in accordance with the Companies (Indian Accounting Standard) Rules, 2015 prescribed under Section 133 of the Companies Act, 2013
5	The Company's / Group's operations and revenue were impacted on account of disruption in economic activity due to Covid-19. The management believes that the overall impact of the pandemic is short term and temporary in nature and is not likely to have any significant impact on the recoverability of the carrying value of its assets and the future operations. The management is closely monitoring the developments and possible effects that may result from the pandemic on its financial condition, liquidity and operations and is actively working to minimize the impact of this unprecedented situation.
6	The above results for the quarter & Half year ended 30th September 2021 along with Auditor Report has been approved by the Board of Directors of the Company.

For and behalf of Board Kalpataru Engineering Ltd.

Place: Kolkata
Date: 01/11/2021

Name: BHAKTI SOMIYA
Designation: Director
DIN: 6957470

Bhakti Somiya



Kalpataru Engineering Ltd.

18, Rabindra Sarani Poddar Court, Gate No. 4, 4th Floor, Room No. 4 Kolkata-700001


CIN: L27104WB1980PLC033133; Website: www.kalpataruengineering.co.in

Email ID: kalpataruengltd@gmail.com; Phone: (033) 4001-9900


Statement of Assets and Liabilities for Company

(Rs. in Lakh)

Standalone / Consolidated Statement of Assets and Liabilities		As at 30th Sep 2021	As at 31st Mar 2021
Particulars		(Unaudited)	(Audited)
A	ASSEST		
1	Non-current assets		
	(a) Property, plant and equipment	0.13	0.13
	(b) Capital work-in -progress	-	-
	(C) Goodwill	-	-
	(c) other Intangible assets	-	-
	(d) Intangible assets under development	-	-
	(e) Investments in subsidiary, joint ventures and associate	-	-
	(f) Non- current Financial Assets	-	-
	(i) Non-current Investments	3185.00	3897.40
	(ii) Non-current Trade receivables	-	-
	(iii) Non-current Loans	-	-
	(iv) Other Non-current financial assets	-	-
	Total non-current financial assets	3185.13	-
	(g) Defferred tax assets (net)	0	-
	(h) Other non-current assets	0	-
	Total non-current assets	3185.13	3897.53
2	Current Assets		
	(a) Inventories	0	0
	(b) Current financial assets	0	-
	(i) Current Investments	712.4	0
	(ii) Trade receivables	89.76	55.85
	(iii) Cash and cash equivalents	16.59	2.70
	(iv) Bank Balance other than cash and cahs equivalents	0.38	0.34
	(v) Current Loans	676.83	716.61
	(vi) Other current financial assets	0.00	0.21
	Total current financial assets	1495.96	775.71
	(c) Current tax assets (net)	0	-
	(d) Other current financial assets	0	-
	Total Current assets	1495.96	775.71
3	Non-current assets classified as held for sale Regulatory deferral account debit balance and related deferred tax Assets	0	-
	Total Assets	4681.09	4673.24



B EQUITY AND LIABILITIES			
1	EQUITY		
	Equity attributable to owner of parent		
	(a) Equity share Capital	1821.34	1821.34
	(b) Other equity	2848.95	2847.80
	Total Equity attributable to owner of parent	4670.29	4669.14
	(c) Non controlling interest	0	
	Total Equity	4670.29	4669.14
2	LIABILITIES		
	Non-current liabilities		
	(a) Non-current financial liabilities	0	0
	(i) Borrowings	0	0
	(ii) Trade Payables	0	0
	(iii) Other non-current financial liabilities	0	0
	Total non-current liabilities	0	0
	(b) Provisions	0	0
	(c) Deferred tax liabilities (net)	0.03	0.03
	(d) Deferred government grants	0	0
	(e) Other non-current liabilities	0	0
	Total non-current liabilities	0.03	0.03
3	Current liabilities		
	(a) Current Financial liabilities		
	(i) Borrowings	0	0
	(ii) Trade paybles	9.76	3.6
	(iii) Other current financial liabilities	0	0
	Total current financial liabilities	9.76	3.6
	(b) Other current liabilities	0.58	0.14
	(c) provisions	0.74	0.33
	(e) Current tax liabilities (Net)	-0.31	0
	(f) Deferred government grants	0	0
	Total current liabilities	1.01	0.47
	Liabilities directly associated with assets in disposal group		
4	classified as held for sale	0	0
	Regulatory deferral account credit balance and related deferred		
5	tax liability	0	0
	Total liabilities	10.8	4.1
	Total Equity and Liabilities	4681.09	4673.24



Kalpataru Engineering Ltd.

18, Rabindra Sarani Poddar Court, Gate No. 4, 4th Floor, Room No. 4 Kolkata-700001

CIN: L27104WB1980PLC033133; Website: www.kalpataruengineering.co.in

Email ID: kalpataruengltd@gmail.com; Phone: (033) 4001-9900

Statement of Cash Flow of the Company

	For the year ended 30th Sep 2021 (Rupees)	For the year ended 31st March 2021 (Rupees)
CASH FLOW FROM OPERATING ACTIVITIES		
Net profit before tax and after extra- ordinary items (As per profit & loss account)	1.55	1.28
Adjustments for items not included	0.00	0.00
Operating Profit before working capital changes	1.55	1.28
Working capital adjustments: -		
(Increase)/ decrease in current loans and advances	39.78	23.93
(Increase)/ decrease in Trade receivables	(33.91)	84.50
(Increase)/ decrease in inventories	712.40	-0.21
(Increase)/ decrease in other current assets	0.21	0.00
Increase/ (decrease) in other current liabilities	0.44	0.00
Increase/ (decrease) in current liabilities	5.86	-131.22
Cash generated from operations	726.33	-21.72
Direct Taxes Paid	-	0.24
Net cash flow from operating activities (A)	726.33	-21.96
CASH FLOW FROM INVESTING ACTIVITIES		
Proceed from sale(purchase) of investments	(712.40)	21.55
(Increase)/decrease in capital expenditure	-	0.00
(Increase)/decrease in fixed assets	-	0.00
Net cash flow from investing activities (B)	(712.40)	21.55
CASH FLOW FROM FINANCING ACTIVITIES		
Proceeds from issue of equity shares	-	0.00
Share Aplocation Money received(refund)	-	0.00
Net cash flow from financing activities (C)	-	0.00
Net cash flow during the year (A + B + C)	13.93	-0.41
Add: Opening cash and cash equivalents	3.04	3.45
Closing cash and cash equivalents	16.97	3.04
Components of cash and cash equivalents		
Cash in hand	16.59	2.70
Deposit with banks in current accounts	0.38	0.34
Toal cash and cash equivalents	16.97	3.04

For and behalf of Board Kalpataru Engineering Ltd.



Bhakti Somiya

Name:

BHAKTI SOMIYA

Designation:

Director

DIN:

6957470

Place: Kolkata

Date: 01/11/2021



Independent Auditors' Limited Review Report on quarter and half year ended unaudited standalone financial results of Kalpataru Engineering Limited pursuant to the Regulation 33 of the SEBI (Listing Obligations and Disclosure Requirements) Regulations, 2015

Review Report to
The Board of Directors,
Kalpataru Engineering Limited
18, Rabindra Sarani, Poddar Court,
Gate No. 4, 4th Floor, Room No .04
Kolkata- 700 001.

1. We have reviewed the accompanying statement of unaudited financial results of Kalpataru Engineering Limited ("the Company") for the quarter and half year ended September 30, 2021 (the "Statement") being submitted by the Company pursuant to the requirement of Regulation 33 of the SEBI (Listing Obligations and Disclosure Requirements') Regulations, 2015.


This Statement which is the responsibility of the Company's Management and approved by the Board of Directors, has been prepared in accordance with the recognition and measurement principles laid down in Indian Accounting Standard 34 "Interim Financial Reporting" ("Ind AS 34"), prescribed under section 133 of the Companies Act, 2013 ("the Act") read with relevant rules issued there under and other accounting principles generally accepted in India. Our responsibility is to issue a report on the Statement based on our review.

2. We conducted our review in accordance with the Standard on Review Engagements (SRE) 2410, Review of Interim Financial Information Performed by the Independent Auditor of the Entity issued by the Institute of Chartered Accountants of India. This standard requires that we plan and perform the review to obtain moderate assurance as to whether the Statement is free of material misstatement. A review is limited primarily to inquiries of company personnel and analytical procedures applied to financial data and thus provide less assurance than an audit. We have not performed an audit and accordingly, we do not express an audit opinion.



3. Based on our review conducted as above, nothing has come to our attention that causes us to believe that the accompanying Statement of unaudited financial results prepared in accordance with applicable accounting standards and other recognised accounting practices and policies has not disclosed the information required to be disclosed in terms of Regulation 33 of the SEBI (Listing Obligations and Disclosure Requirements) Regulations, 2015, including the manner in which it is to be disclosed, or that it contains any material misstatement

For O. P. Khajanchi & Co.
Chartered Accountants
(FRN:330280E)

 O.P. Khajanchi

O.P. Khajanchi
(Proprietor)
M. No.: 065549



UDIN NO. 21065549AAAAGD1732

Place: Kolkata
Date: 01.11.2021